

## Paints and Stains

### Shadowclad® Primed

Shadowclad® Primed has been specially prepared with a tough exterior powder coating to improve the top coat application rates, saving you time and money. Top coat application rates are 6-8m<sup>2</sup> per litre.

Shadowclad® can be top coated with most common domestic paint systems including water borne acrylic, or solvent borne enamels. We recommend 2 coats of acrylic paint. Ensure the panels are clean prior to top coating.

### Shadowclad® Natural

Shadowclad® Natural can be primed and top coated with all good quality coatings to give a semi transparent finish. On Natural Shadowclad® recommend one coat of Dulux® Acrylic Primer Undercoat 631-19436. Topcoat with 100% acrylic, exterior durable Dulux® Weathershield® x10 100% acrylic water based paints to provide a tough flexible finish with a 10 year guarantee.

Shadowclad® can also be stained with Cabot's® and Intergrain® exterior stains.

In high exposure areas, we recommend 1 coat of Wood-Man's Prime All UV transparent primer containing a fungicide for protection against mould for up to 12 weeks prior to top coating with additional UV protection. Top coat with Wood-mans transparent Cladcoat an acrylic system providing protection against cracking and peeling.



### Safety

Material Safety Data Sheets are available on request. We recommend that respirators, safety gloves and loose comfortable clothing are worn when sawing and drilling of all cladding materials to protect against wood dust.

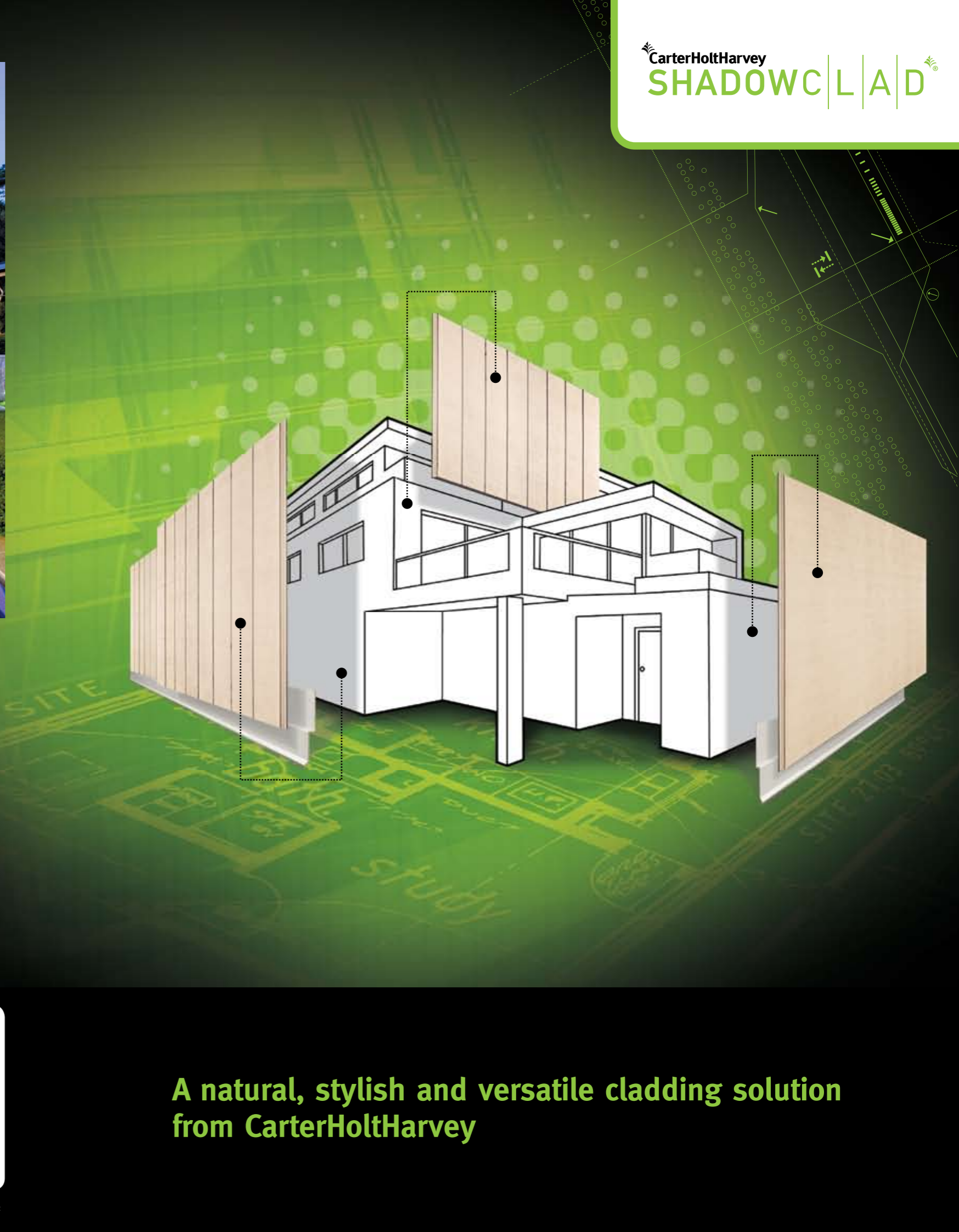
We recommend painting within 6 months of installation. Avoid working in direct sun. Dark paint colours can cause the cladding surface to distort in very hot, direct sunlight.

Painted samples are available on request by contacting your paint specialist:

Dulux®: 1800 800 864 or [www.dulux.com.au](http://www.dulux.com.au)  
 Wood-mans: 1300 139 669 or [www.wood-mans.com.au](http://www.wood-mans.com.au)  
 Quantum: 1800 053 018 or [www.qtf.com.au](http://www.qtf.com.au)



Dulux®, Weathershield® and Customcoat®  
 Cabot's® Intergrain® are registered trademarks  
 of Orica Australia Pty Ltd.



The CarterHoltHarvey® range of products & services are distributed by:

For more details call:  
**1800 335 293**  
[www.chhpanels.com.au](http://www.chhpanels.com.au)

**A natural, stylish and versatile cladding solution from CarterHoltHarvey**



Shadowclad® is available in a Grooved or Textured finish and can be Natural or Preprimed. It is suitable for both outdoor and indoor applications.



Groove



Texture

Shadowclad® is a natural, stylish and versatile cladding solution from CarterHoltHarvey.

### Benefits

- Safe, lightweight and easy to handle
- No special tools required to install
- Primed surface to save on labour and paint costs
- Good thermal properties
- Can be used on curved applications
- H3 treated providing protection against fungal and insect attack
- Custom made aluminium flashing systems available for fixing
- Meets the Building Code of Australia 2007
- Professional technical advice from a qualified CarterHoltHarvey representative available

### Features

Shadowclad® is a 12mm thick wall cladding available in sheets of coverage 1200mm width and lengths of 2440, 2745 or 3050mm and a ship lap weathergroove joint on the long edge of each sheet. The surface has a rough band sawn surface and is available with either vertical Grooves at 150mm centres or with a Textured finish.

Shadowclad® is available in a proprietary preprimed finish for painting or in an unprimed natural surface for staining. Shadowclad's® aesthetic properties make it suitable for both exterior and even interior applications.

Shadowclad® is treated to the H3 level with a clear, non corrosive LOSP process. This treatment protects the surface against rot and insect infestation.

Shadowclad® can also be used for structural bracing when directly fixed to framing¹.

Shadowclad® is manufactured from plantation grown radiata pine.

### Product Data

Description	Textured	Grooved
Finish	Natural or Primed	Natural or Primed
Sheet Length	2440, 2745 and 3050	2440, 2745 and 3050
Width	1216	1216
Length/Width tolerance	+/- 1mm	+/- 1mm
Weight Kg/m²	7	7
Grooves	N/A	9mm wide, 5mm deep, 150mm centres
Edge Profile	Shiplap with weathergrooves	Shiplap with weathergrooves
Treatment	H3 AZOLES LOSP clear²	H3 AZOLES LOSP clear²
R Value³	2	2

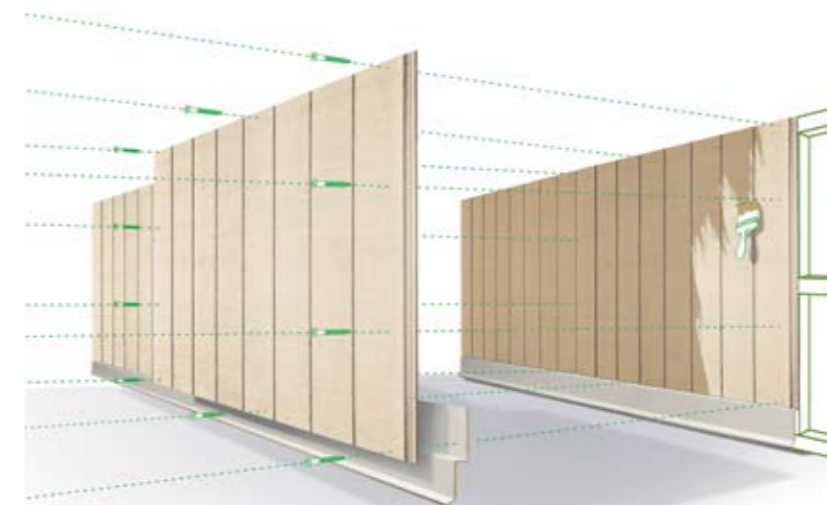
1 Bracing capacity depends on the wind zones and nail patterns.

2 LOSP - Light Organic Solvent Preservative.

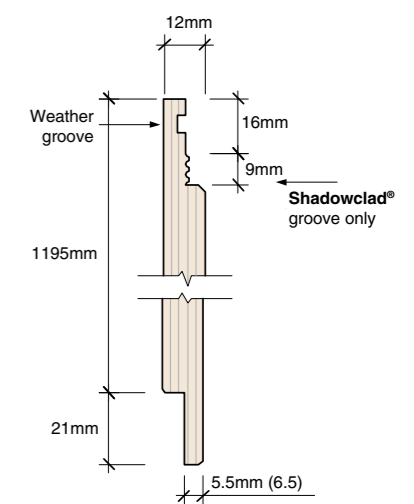
3 Total cavity value assumes 10mm plaster board lining, bulk insulation R 1.5m, cavity width, reflective foil lining.

### Installation Guide

An extensive range of custom made natural anodized Aluminium flashings are also available for corners and horizontal joints. The flashings are profiled to ensure weather seal protection and compliment the look and feel of Shadowclad®. Shadowclad® accessories include 3.6m Horizontal "Z", 2440mm, 2745mm & 3050mm Internal 90° angle and Internal "W" 90° angle and an External 90° box angle (15x15mm, 25x25mm). For professional technical advice contact a qualified CarterHoltHarvey representative, visit [www.chhpanels.com.au](http://www.chhpanels.com.au) or obtain a copy of the Installation Guide.



### Dimensions



### Installation Tips

- Seal all cut edges with a preservative such as PROTIM® LOSP. Laps and edges should be sealed with primer
- Allow 2-3mm between the vertical sheet joints and corner joints
- Allow a gap of 5mm between the bottom of the sheet and flashings for frame movement and drainage
- Fasten all edges at 150mm centres and 7mm from sheet edges
- Fasten to intermediate studs and noggs at 300mm centres
- Do not nail in the bottom of the groove of the grooved panels